

Scaled data based on original data using  
LM-79-08 Approved Method: Electrical and Photometric Measurements of Solid-  
State Lighting Products

Test Report Prepared for  
Cooper Lighting Solutions  
(formerly Eaton)

Brand: STREETWORKS

Report Number: P940383

Luminaire Tested: **GLAN-SB3B-935-U-T1**

Issue Date: 1/21/2025

**Test Information**

Test Method: LM-79-08  
Report Number: P940383  
TEST IS SCALED FROM IESNA LM-79-08 TEST DATA (G2-2405-108-2)  
Test Lab: INNOVATION CENTER  
Issue Date: 1/21/2025  
Manufacturer: COOPER LIGHTING SOLUTIONS (FORMERLY EATON)  
Product Line: STREETWORKS  
Catalog Number: GLAN-SB3B-935-U-T1  
Description: GALLEON AREA AND ROADWAY HIGH DENSITY LED LUMINAIRE  
(3) 90 CRI, 3500K, 450mA LIGHTSQUARES WITH 26 LEDS EACH AND TYPE I OPTICS  
Light Source: -  
Ballast/Driver: -

**Summary**

Lumens per Lamp: N/A  
Luminaire Lumens: 11627 lumens  
Efficiency: N/A  
Efficacy: 106.5 lumens/watt  
Luminous Opening: Rectangular (W 1' x L: 1' x H: 0')  
IES Classification: Type I - Short  
BUG Rating: B3 - U0 - G3

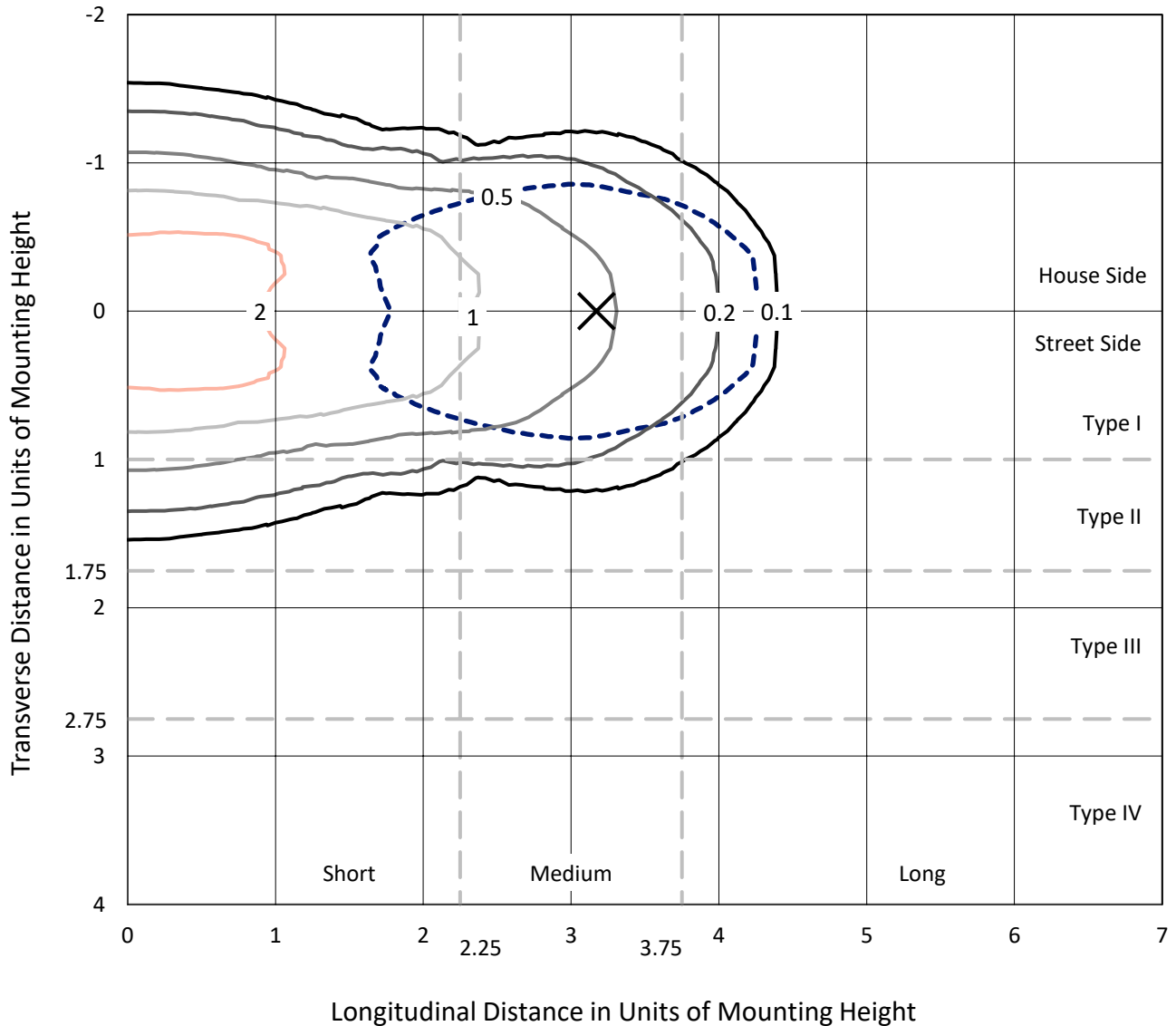
Input Watts (W): 109.2  
Input Voltage (V): NR  
Input Current (Ain): NR  
Voltage Rise (V): NR  
Power Factor: NR  
Total Harmonic Distortion (THDi): NR  
Frequency (hertz): 60  
Stabilization Time: NR  
Operation Time: NR  
Ambient Temperature (°C): NR  
Test Distance: 24 FT



REPORT NUMBER: P940383  
 CATALOG NUMBER: GLAN-SB3B-935-U-T1

### Iso-Footcandle Lines of Horizontal Illumination

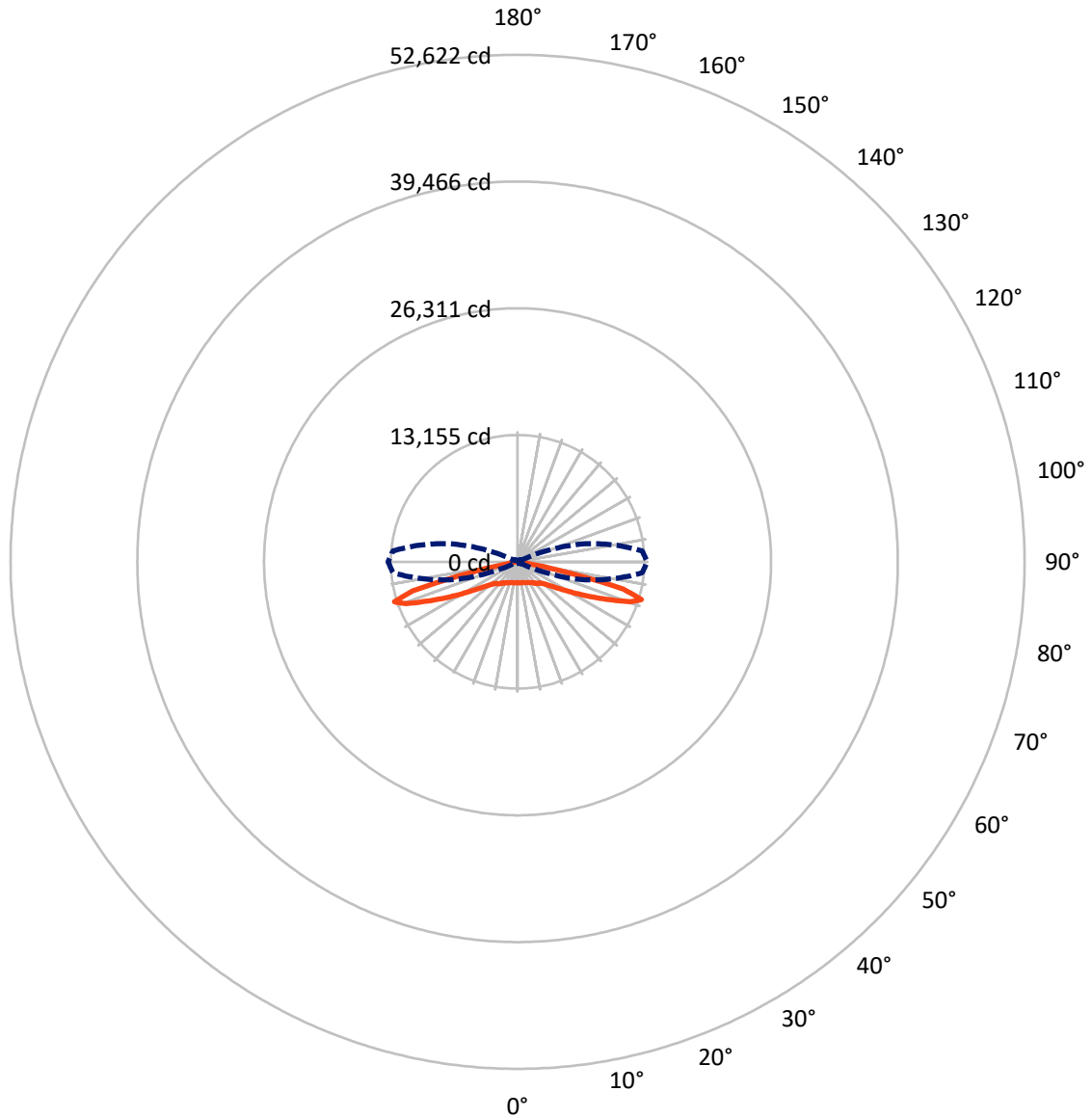
✕ Max cd  
 - - - 1/2 Max cd



Based on 25 foot mounting height. Maximum calculated value = 3.5 fc  
 Type I - Short - N/A

REPORT NUMBER: P940383  
CATALOG NUMBER: GLAN-SB3B-935-U-T1

### Luminous Intensity Polar Plot



— Vertical Plane Through 90-Deg Lateral      - - - Horizontal Cone Through 72.5-Deg Vertical

REPORT NUMBER: P940383  
 CATALOG NUMBER: GLAN-SB3B-935-U-T1

**FLUX DISTRIBUTION:**

		Downward	Upward	Total
<b>House Side</b>	Lumens	5813.5	0.0	5813.5
	% Fixture	50.0	0.0	50.0
<b>Street Side</b>	Lumens	5813.5	0.0	5813.5
	% Fixture	50.0	0.0	50.0
<b>Total</b>	Lumens	11627.0	0.0	11627.0
	% Fixture	100.0	0.0	100.0

**ZONAL LUMENS:**

Zone	Lumens	% Fixture
0°-10°	210.7	1.8
10°-20°	644.1	5.5
20°-30°	1074.0	9.2
30°-40°	1477.1	12.7
40°-50°	1803.9	15.5
50°-60°	2086.5	17.9
60°-70°	2487.8	21.4
70°-80°	1736.3	14.9
80°-90°	106.6	0.9
90°-100°	0.0	0.0
100°-110°	0.0	0.0
110°-120°	0.0	0.0
120°-130°	0.0	0.0
130°-140°	0.0	0.0
140°-150°	0.0	0.0
150°-160°	0.0	0.0
160°-170°	0.0	0.0
170°-180°	0.0	0.0
0°-90°	11627.0	100.0
0°-180°	11627.0	100.0

**Coefficient of Utilization**



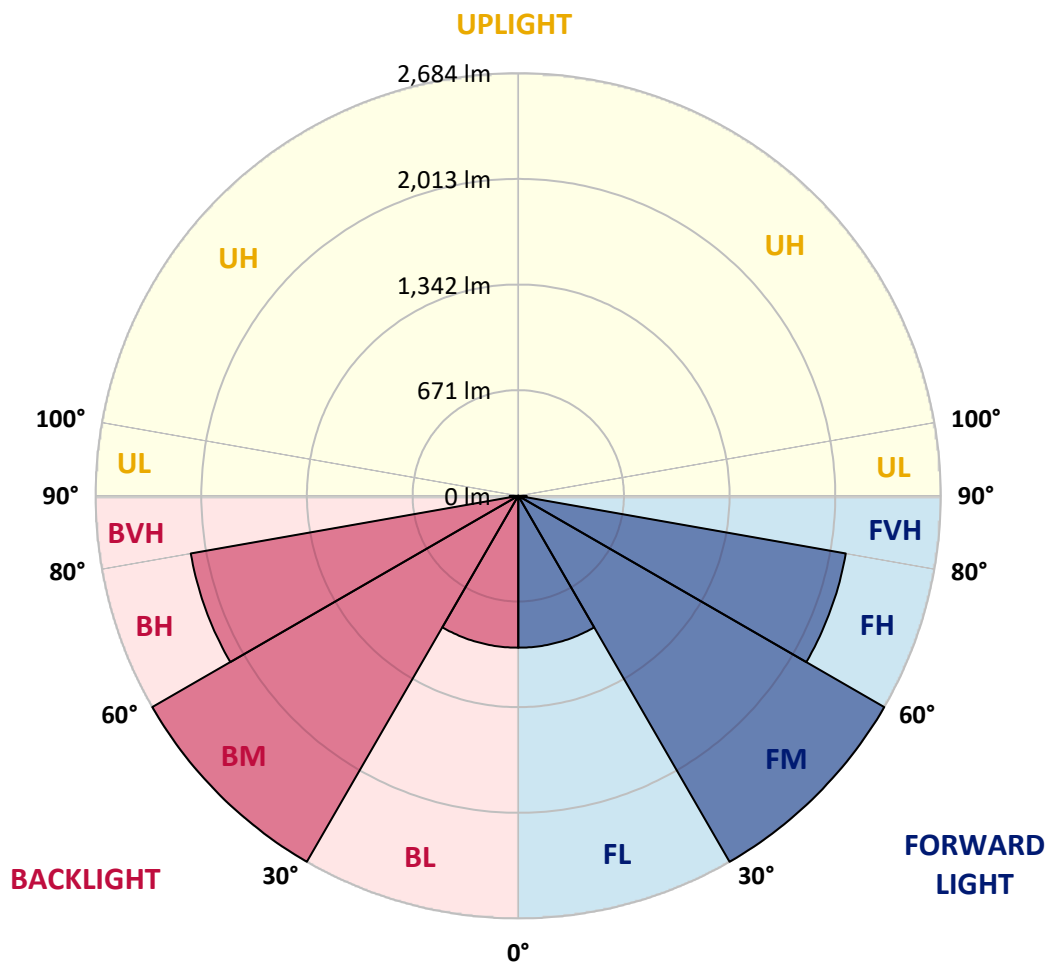
REPORT NUMBER: P940383  
 CATALOG NUMBER: GLAN-SB3B-935-U-T1

**LUMINAIRE CLASSIFICATION SYSTEM LUMEN TABLE AND BUG RATING:**

Zone	Lumens	% Fixture	Zone Rating/Lumen Limit		
			B	U	G
FL (0°-30°)	964.4	8.3			
FM (30°-60°)	2683.8	23.1			
FH (60°-80°)	2112.0	18.2			G2/5000
FVH (80°-90°)	53.3	0.5			G1/100
BL (0°-30°)	964.4	8.3	B2/1000		
BM (30°-60°)	2683.8	23.1	B3/5000		
BH (60°-80°)	2112.0	18.2	B3/2500		G3/2500
BVH (80°-90°)	53.3	0.5			G1/100
UL (90°-100°)	0.0	0.0		U0/0	
UH (100°-180°)	0.0	0.0		U0/0	

**BUG Rating: B3-U0-G3**

Type I Short



REPORT NUMBER: P940383  
 CATALOG NUMBER: GLAN-SB3B-935-U-T1

**CANDELA DISTRIBUTION (FULL):**

	0°	5°	15°	25°	35°	45°	55°	65°	75°	85°
0°	2172.6	2172.6	2172.6	2172.6	2172.6	2172.6	2172.6	2172.6	2172.6	2172.6
2.5°	2174.5	2177.0	2177.0	2175.1	2179.4	2175.7	2175.7	2173.9	2175.7	2173.9
5°	2185.6	2188.7	2189.9	2189.3	2194.9	2191.8	2191.8	2189.3	2189.9	2188.1
7.5°	2206.6	2210.9	2213.4	2216.5	2224.5	2220.8	2218.4	2210.9	2207.8	2202.9
10°	2213.4	2218.4	2226.4	2242.5	2261.0	2261.6	2254.2	2235.7	2221.4	2210.3
12.5°	2192.4	2199.2	2215.9	2248.6	2290.0	2306.7	2295.0	2264.1	2236.3	2216.5
15°	2165.8	2173.2	2198.6	2248.0	2309.2	2348.1	2346.9	2306.1	2261.6	2230.7
17.5°	2124.4	2131.8	2168.3	2237.5	2324.0	2388.3	2405.6	2363.6	2301.2	2259.8
20°	2049.7	2056.5	2107.1	2204.1	2329.0	2430.9	2476.0	2439.0	2361.1	2304.9
22.5°	1952.6	1963.2	2022.5	2146.7	2317.2	2475.4	2556.4	2531.0	2430.9	2353.1
25°	1848.8	1860.0	1929.2	2076.2	2286.9	2507.5	2651.5	2635.5	2510.0	2413.0
27.5°	1759.2	1771.0	1846.4	2006.4	2240.0	2519.9	2745.4	2753.5	2605.8	2479.1
30°	1688.8	1699.9	1780.2	1950.2	2179.4	2507.5	2827.6	2883.2	2703.4	2536.6
32.5°	1611.6	1625.8	1710.4	1881.6	2107.7	2477.9	2899.3	3023.5	2816.5	2598.4
35°	1513.9	1526.9	1615.9	1787.7	2013.8	2430.3	2959.2	3179.2	2978.4	2692.3
37.5°	1395.3	1407.6	1496.0	1670.3	1920.5	2363.6	3005.0	3354.7	3171.2	2827.6
40°	1276.0	1287.8	1370.6	1539.3	1808.7	2278.3	3021.0	3526.5	3392.4	3013.6
42.5°	1166.6	1177.1	1253.2	1410.1	1683.2	2169.5	3000.0	3676.0	3590.8	3143.4
45°	1065.9	1075.2	1142.5	1289.0	1552.8	2037.3	2937.0	3836.7	3826.8	3236.1
47.5°	951.0	960.3	1030.1	1171.6	1422.5	1882.2	2830.1	3994.9	4154.9	3446.2
50°	810.7	818.8	890.4	1036.3	1287.1	1717.2	2681.8	4119.1	4568.9	3764.4
52.5°	644.5	653.1	723.0	868.8	1126.5	1539.9	2486.5	4200.0	5047.2	4229.1
55°	479.5	485.7	546.2	677.2	927.5	1337.8	2241.8	4222.9	5589.8	4864.3
57.5°	347.9	351.6	390.5	488.2	703.2	1085.1	1944.6	4163.6	6235.5	5678.7
60°	281.8	283.0	294.8	338.0	488.8	799.6	1585.6	3959.7	6936.2	6728.6
62.5°	255.8	255.8	258.9	270.7	330.6	527.7	1151.2	3537.0	7687.6	8055.3
65°	237.9	237.9	239.1	244.7	260.8	336.2	726.7	2848.6	8321.0	9609.4
67.5°	221.8	222.5	221.8	223.7	233.0	248.4	421.4	1967.5	8662.1	11219.7
70°	205.2	206.4	203.3	203.3	210.7	211.3	263.9	1078.9	8379.1	12569.2
72.5°	185.4	187.2	182.3	181.1	186.6	184.1	198.4	517.8	7193.9	12972.1
75°	168.1	170.5	159.4	156.3	156.3	154.5	161.3	265.7	4669.0	10582.0
77.5°	152.6	157.6	139.7	129.8	127.3	121.7	131.6	162.5	2042.2	4968.1
80°	126.1	132.9	114.9	103.2	98.9	92.7	103.8	113.7	607.4	1153.7
82.5°	93.9	97.0	81.6	73.5	69.8	65.5	77.9	79.1	197.7	408.4
85°	59.9	61.2	50.1	43.3	41.4	39.5	49.4	43.3	75.4	300.3
87.5°	21.0	24.1	19.2	17.3	18.5	15.4	22.9	13.0	21.0	211.9
90°	0.0	0.0	0.0	0.0	0.0	0.0	0.0	0.0	0.0	0.0

(END C

90°

2172.6  
2173.9  
2188.1  
2202.9  
2208.5  
2213.4  
2225.8  
2253.0  
2294.4  
2338.8  
2393.2  
2458.1  
2506.3  
2560.1  
2649.7  
2770.8  
2953.1  
3065.5  
3131.0  
3325.1  
3612.4  
4041.9  
4630.1  
5384.0  
6357.2  
7557.9  
8980.3  
10540.6  
12390.7  
13441.7  
11318.5  
4864.9  
1104.9  
461.6  
436.3  
262.6  
0.0

OF REPORT)